



Hard Drive Upgrade Kit Manual

What's Included:

- 2.5" or 3.5" Hard Drive
- SATA to USB 3.0 Converter Cable
- 12V Power Supply (only for 3.5")
- USB Flash Drive with Fantom Drives Data Storage Cloning Utility for Hard Drives and SSD software for Windows

*Contents of the box depend on the upgrade kit you have purchased. Please check the listings

Upgrade System Requirements:

- Desktop computer or laptop with Windows 10, 8, 8.1, 7 or Vista.
- Upgrade drive capacity needs to be larger than your current data size.

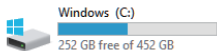
Important: *If your used space is larger than your upgrade kit hard drive, you will need to move data to another storage device in order to free up enough space.*

Determining Your Current Data Size:

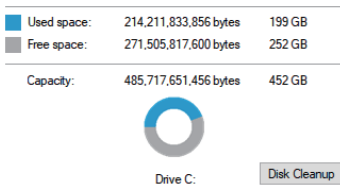
1. On the search bar next to the Windows icon, search "This PC" or "My Computer"



2. Click on "This PC" icon to open file explorer. You will see your Windows (C:) drive.



3. Right click on the icon and click "Properties."



4. Make sure your new hard drive size for the upgrade is greater than the amount listed under "Used Space."

How to Clone Your Existing Hard Drive:

1. Connecting the cable to the drive: using the SATA connection, connect it to the SATA side of the hard drive. For 3.5 inch hard drives, connect the power supply to the power outlet and connect it to the DC port on the converter cable. Using the USB side of the cable, connect it to a USB 3.0 (for faster speed) or USB 2.0 port on your computer.



2. Run Fantom Drives cloning software using the USB flash drive provided.



3. On the start screen, click "NEXT"
4. On the Configuration page, set **SOURCE** to the hard drive you want to copy from.

Source Disk (clone from)

Source:

Disk 0: WDC WD5000AZLX-60K2TA0 01.01A01 (465 G) ▼

5. Set **TARGET** to the new hard drive you want to copy to.

Target (clone to)

Disk:

Disk 7: ST2000LM 003 HN-M201RAD (1.81 TB)

6. Click **START** after double checking your **SOURCE** and **TARGET** hard drives. You can also review the partitions that will be copied over.

Click 'Start' to begin the clone.

Cancel

Previous

Start

7. There will be a popup to confirm clone. This is the **FINAL** verification for the **SOURCE** and **TARGET** hard drives. Please note that if you already have data on **TARGET** hard drive, it will be overwritten. Click **OK** after confirming.

Confirm Clone

X



The following partitions of the target disk will be overwritten.

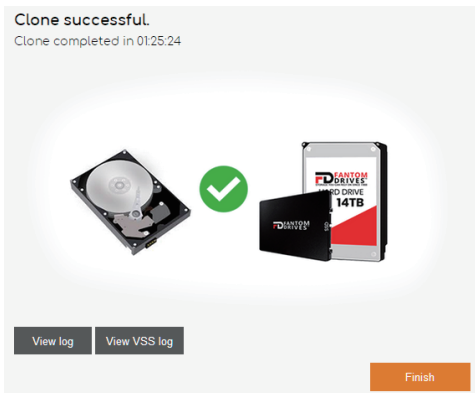
Are you sure you wish to continue?

Drive	Volume
N:\	SYSTEM
None	None
Q:\	Windows

OK

Cancel

8. The cloning process can take a while depending on your data amount. Once it is completed, click on finish.



9. Shut down your computer after the cloning process is finished in order to use the new hard drive. Replace the original drive or add to the computer.

WARNING: The USB 3.0/SATA cable is for temporary use and should only be used for cloning. It is **not** meant to run a hard drive permanently. You can potentially damage the hard drive if used as a permanent solution.

WARRANTY INFORMATION: Hard Drive Warranty is 1 Year from purchase date. SATA to USB 3.0 Converter cable is 1 Year from Purchase date.

Important: *Warranty is provided by Fantom Drives. To claim warranty, please contact us directly.*

For any issues, please contact our technical support team at support@fantomdrives.com

February 12, 2019

The material in this document is for information only and is subject to change without notice. While reasonable efforts have been made in the preparation of this document to assure its accuracy, Fantom Drives assumes no liability resulting from errors or omissions in this document or from the use of the information contained herein. Fantom Drives reserves the right to make changes in the product design without reservation and without notification to its users.

Fantom drives and the Fantom Drives Logo are registered trademarks of BNL Technologies, Inc. All other names, logos, and images are property of their respective owners.

Copyright © 2019 Fantom Drives. All rights reserved. This publication may not be reproduced, stored in a retrieval system, or transmitted in any form or by any means, in whole or in part, without the prior written consent of Fantom Drives, 20525 Manhattan Place, Torrance CA 90501.